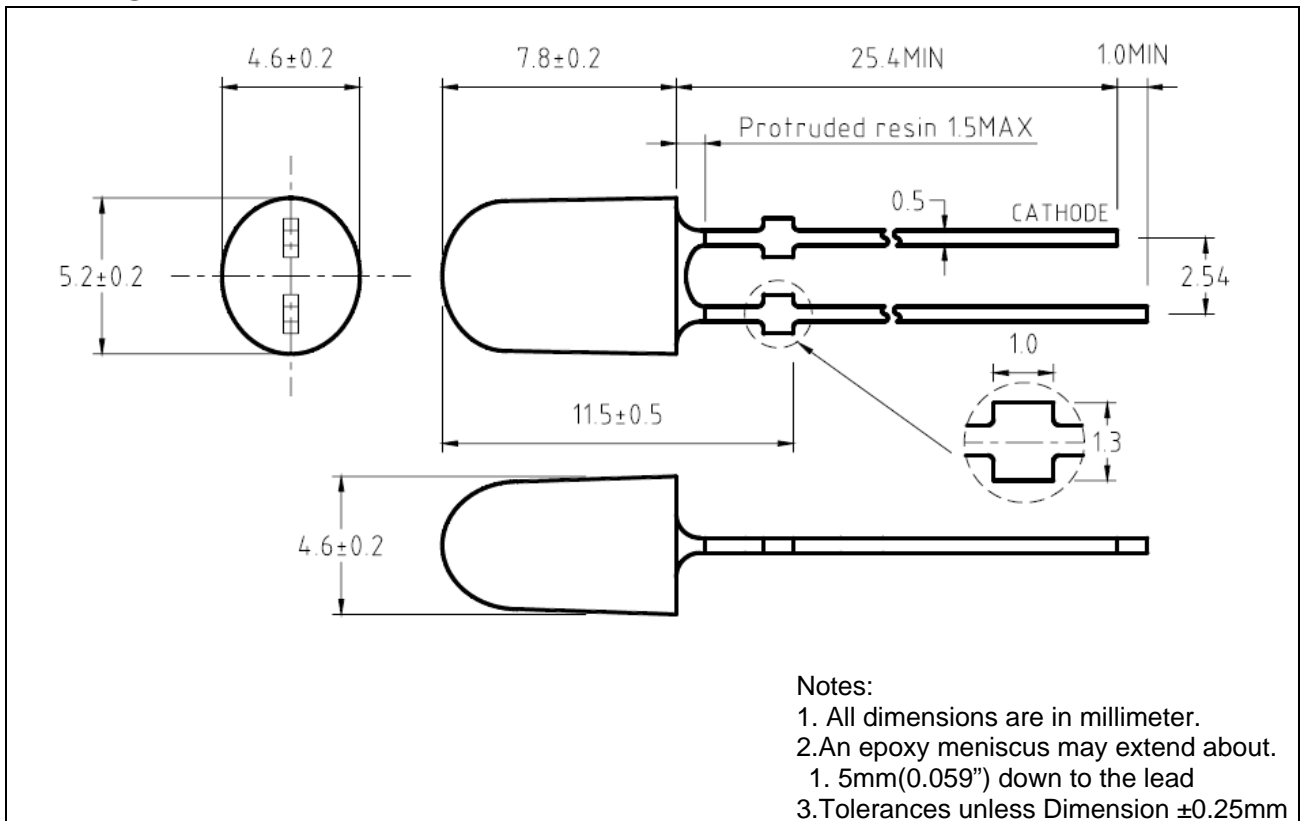


Part No.	AL-V7K3UY3D-S	Diff No.
4.6x5.2 mm	Oval	Type : LED Lamps

Package Dimension :



- |  |  |  |
|--|--|--|
| <ul style="list-style-type: none"> <li>■ Features :</li> <li>● Choice of various viewing angles.</li> <li>● Available on Tape and Reel.</li> <li>● Reliable and robust.</li> </ul> | <ul style="list-style-type: none"> <li>■ Descriptions :</li> <li>● The series is specially designed for application requiring higher brightness.</li> <li>● The LED lamps are available with different colors, intensity, epoxy colors etc.</li> </ul> | <ul style="list-style-type: none"> <li>■ Applications :</li> <li>● TV set</li> <li>● Monitor</li> <li>● Telephone</li> </ul> |
|--|--|--|

Part No. **AL-V7K3UY3D-S**

Diff No.

4.6x5.2 mm

Oval

Type : LED Lamps

PART NO.	Chip		Lens Color
	Material	Emitted Color	
AL-V7K3UY3D-S	AlGaInP	Yellow	Yellow Diffused

■ Absolute Maximum Ratings at Ta=25°C

Parameter	Symbol	Rating	Unit
Continue Forward Current	I <sub>F</sub>	20	mA
Operating Temperature	T <sub>opr</sub>	-40 to +85	°C
Storage Temperature	T <sub>stg</sub>	-40 to +100	°C
Soldering Temperature	T <sub>sol</sub>	260 ± 5	°C
Power Dissipation	P <sub>D</sub>	120	mW
Peak Forward Current (Duty 1/10@1KHz)	I <sub>F</sub> (Peak)	100	mA
Reverse Voltage	V <sub>R</sub>	5	V

Solder temperature 1.6mm from body for 3 second at 260°C.

■ Electronic Optical Characteristics :

Parameter	Symbol	Min.	Typ.	Max.	Unit	Condition
Luminous Intensity	I <sub>v</sub>	/	1300	/	mcd	I <sub>F</sub> =20mA
Viewing Angle	2θ <sub>1/2</sub>	/	70 / 35	/	deg	I <sub>F</sub> =20mA
Peak Wavelength	λ <sub>p</sub>	/	595	/	nm	I <sub>F</sub> =20mA
Dominant Wavelength	λ <sub>d</sub>	/	590	/	nm	I <sub>F</sub> =20mA
Spectrum Radiation Bandwidth	Δλ	/	20	/	nm	I <sub>F</sub> =20mA
Forward Voltage	V <sub>F</sub>	/	2.0	2.4	V	I <sub>F</sub> =20mA

Part No.	AL-V7K3UY3D-S	Diff No.
4.6x5.2 mm	Oval	Type : LED Lamps

■ Reliability test items and conditions :

NO	Item	Test Conditions	Test Hours/Cycle	Sample Size	Ac/Re
1	Solder Heat	TEMP : 260°C ±5°C	5 SEC	76 PCS	0/1
2	Temperature Cycle	H : +85°C 30min ┆ 5min L : -55°C 30min	50 CYCLES	76 PCS	0/1
3	Thermal Shock	H : +100°C 5min ┆ 10set L : -10°C 5min	50 CYCLES	76 PCS	0/1
4	High Temperature Storage	TEMP : 100°C	1000 HRS	76 PCS	0/1
5	Low Temperature Storage	TEMP : -55°C	1000 HRS	76 PCS	0/1
6	DC Operating Life	TEMP : 25°C I <sub>F</sub> =20mA	1000 HRS	76 PCS	0/1
7	High Temperature / High Humidity	85°C / 85%RH	1000 HRS	76 PCS	0/1

Part No. **AL-V7K3UY3D-S**

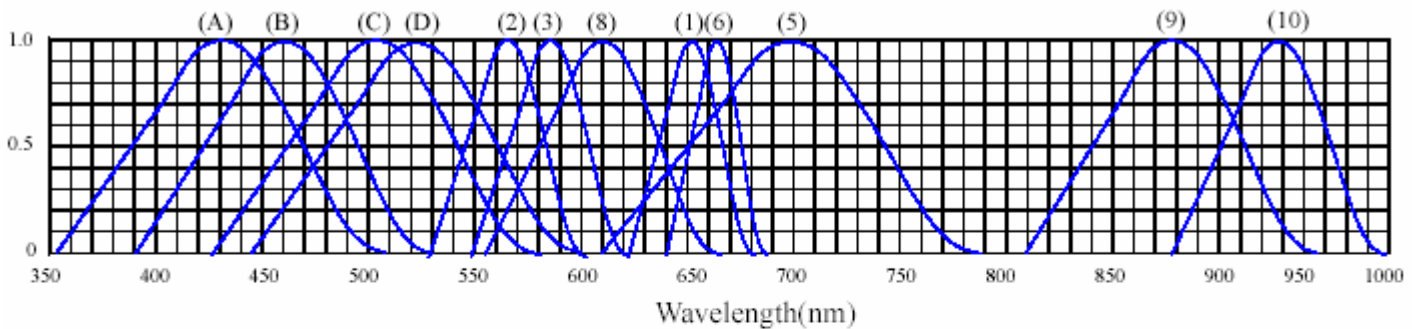
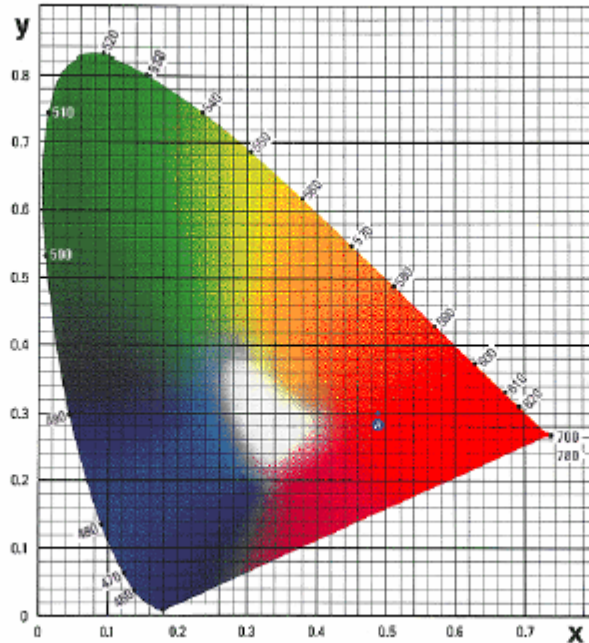
Diff No.

4.6x5.2 mm

Oval

Type : LED Lamps

◆ **TYPICAL ELECTRICAL-OPTICAL CHARACTERISTICS CURVES**



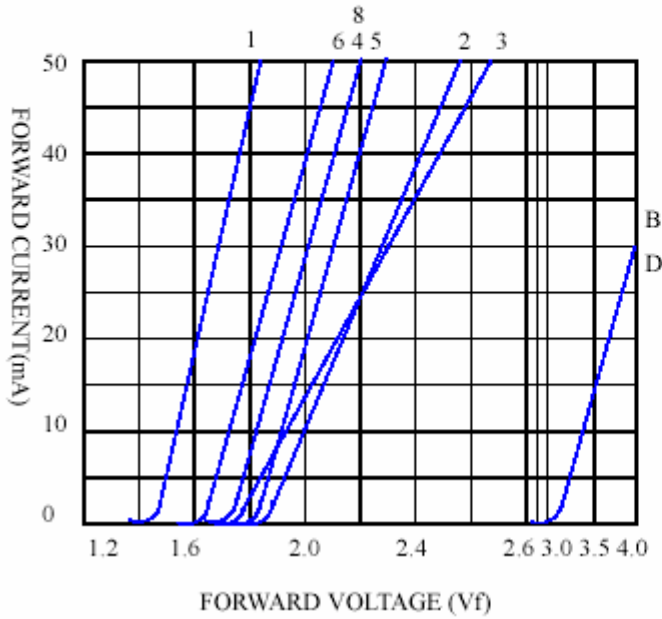
RELATIVE INTENSITY VS. WAVELENGTH( $\lambda_p$ )

- |   |                                  |
|---|----------------------------------|
| (1) GaAsP/GaAs 655nm/Red                | (9)- GaAlAs 880nm                |
| (2) GaP 568nm/ Yellow Green             | (10)-GaAs/GaAs&GaAlAs/GaAs 940nm |
| (3) GaAsP/GaP 585nm/Yellow              | (A)- GaN 430nm/Blue              |
| (4) GaAsP/GaP 635nm/Orange & Hi-Eff Red | (B)- InGaN 470nm/Blue            |
| (5) GaP 700nm/Bright Red                | (C)- InGaN 502nm/Ultra Green     |
| (6) GaAlAs/GaAs 660nm/Super Red         | (D)- InGaN 523nm/Ultra Green     |
| (8) GaAsP/GaP 610nm/Super Red           |                                  |

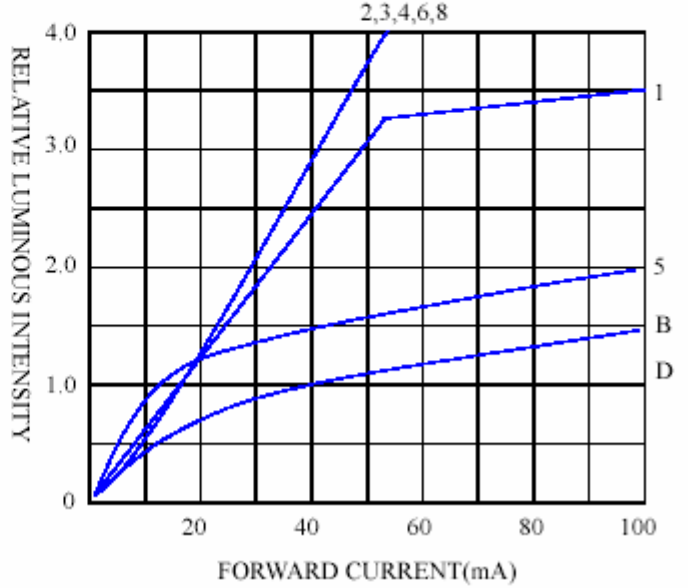
Part No.	AL-V7K3UY3D-S	Diff No.
4.6x5.2 mm	Oval	Type : LED Lamps

◆ CHARACTERISTICS DIAGRAMS

FORWARD CURRENT VS. FORWARD VOLTAGE



RELATIVE LUMINOUS INTENSITY VS. FORWARD CURRENT



FORWARD CURRENT VS. AMBIENT TEMPERATURE

