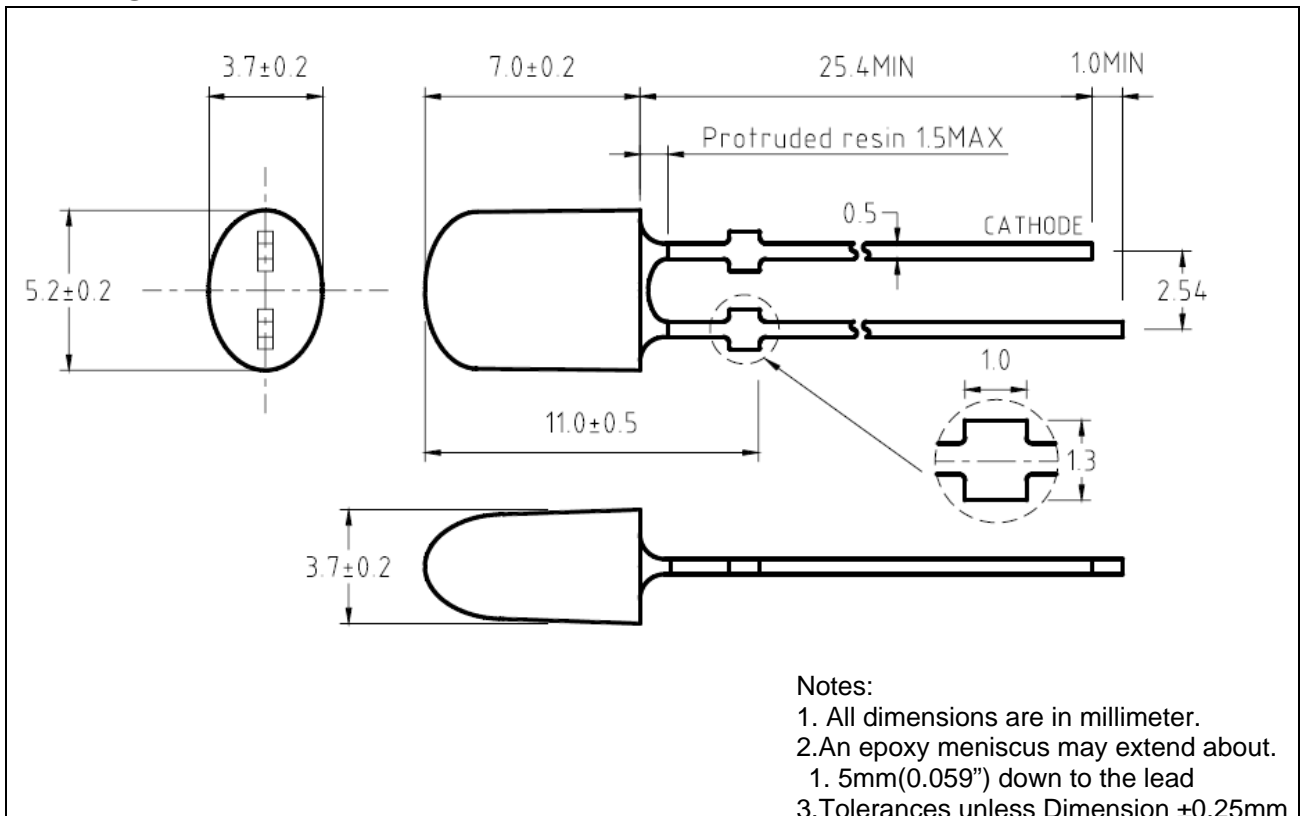


| | | |
|------------|---------------|------------------|
| Part No. | AL-V4K3UY3D-S | Diff No. |
| 3.7x5.2 mm | Oval | Type : LED Lamps |

Package Dimension :



- | | | |
|--|--|--|
| <p>■ Features :</p> <ul style="list-style-type: none"> ● Choice of various viewing angles. ● Available on Tape and Reel. ● Reliable and robust. | <p>■ Descriptions :</p> <ul style="list-style-type: none"> ● The series is specially designed for application requiring higher brightness. ● The LED lamps are available with different colors, intensity, epoxy colors etc. | <p>■ Applications :</p> <ul style="list-style-type: none"> ● TV set ● Monitor ● Telephone |
|--|--|--|

Part No. AL-V4K3UY3D-S

Diff No.

3.7x5.2 mm

Oval

Type : LED Lamps

| PART NO. | Chip | | Lens Color |
|---------------|----------|---------------|-----------------|
| | Material | Emitted Color | |
| AL-V4K3UY3D-S | AlGaInP | Yellow | Yellow Diffused |

■ Absolute Maximum Ratings at Ta=25°C

| Parameter | Symbol | Rating | Unit |
|--|-----------------------|-------------|------|
| Continue Forward Current | I _F | 20 | mA |
| Operating Temperature | T _{opr} | -30 to +80 | °C |
| Storage Temperature | T _{stg} | -40 to +100 | °C |
| Soldering Temperature | T _{sol} | 260 ± 5 | °C |
| Power Dissipation | P _D | 120 | mW |
| Peak Forward Current (Duty 1/10@1KHz) | I _F (Peak) | 100 | mA |
| Reverse Voltage | V _R | 5 | V |

Solder temperature 1.6mm from body for 3 second at 260°C.

■ Electronic Optical Characteristics :

| Parameter | Symbol | Min. | Typ. | Max. | Unit | Condition |
|------------------------------|-------------------|------|----------|------|------|----------------------|
| Luminous Intensity | I _v | / | 1200 | / | mcd | I _F =20mA |
| Viewing Angle | 2θ _{1/2} | / | 110 / 40 | / | deg | I _F =20mA |
| Peak Wavelength | λ _p | / | 595 | / | nm | I _F =20mA |
| Dominant Wavelength | λ _d | / | 590 | / | nm | I _F =20mA |
| Spectrum Radiation Bandwidth | Δλ | / | 20 | / | nm | I _F =20mA |
| Forward Voltage | V _F | / | 2.0 | 2.4 | V | I _F =20mA |
| Reverse Current | I _R | / | / | 50 | μA | V _R =5V |

| | | |
|------------|---------------|------------------|
| Part No. | AL-V4K3UY3D-S | Diff No. |
| 3.7x5.2 mm | Oval | Type : LED Lamps |

■ Reliability test items and conditions :

| NO | Item | Test Conditions | Test Hours/Cycle | Sample Size | Ac/Re |
|----|----------------------------------|--|------------------|-------------|-------|
| 1 | Solder Heat | TEMP : 260°C ±5°C | 5 SEC | 76 PCS | 0/1 |
| 2 | Temperature Cycle | H : +85°C 30min ┆ 5min L : -55°C 30min | 50 CYCLES | 76 PCS | 0/1 |
| 3 | Thermal Shock | H : +100°C 5min ┆ 10set L : -10°C 5min | 50 CYCLES | 76 PCS | 0/1 |
| 4 | High Temperature Storage | TEMP : 100°C | 1000 HRS | 76 PCS | 0/1 |
| 5 | Low Temperature Storage | TEMP : -55°C | 1000 HRS | 76 PCS | 0/1 |
| 6 | DC Operating Life | TEMP : 25°C I _F =20mA | 1000 HRS | 76 PCS | 0/1 |
| 7 | High Temperature / High Humidity | 85°C / 85%RH | 1000 HRS | 76 PCS | 0/1 |

Part No.

AL-V4K3UY3D-S

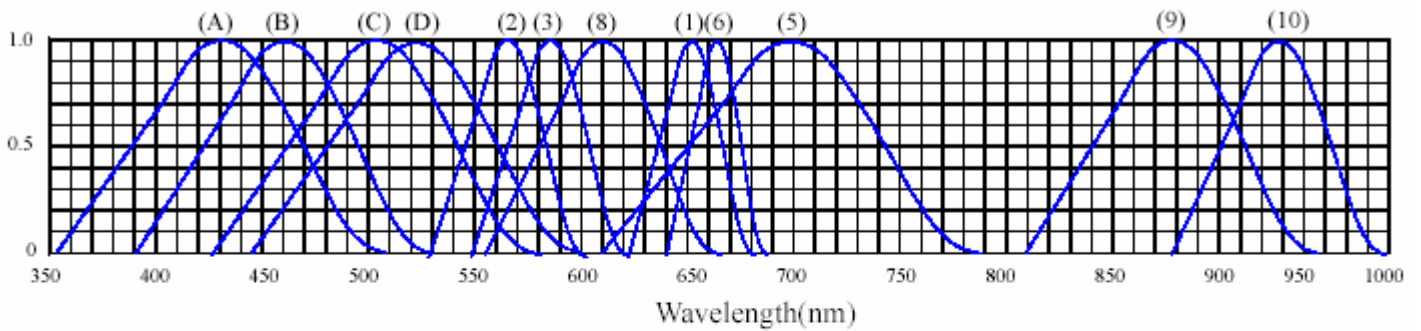
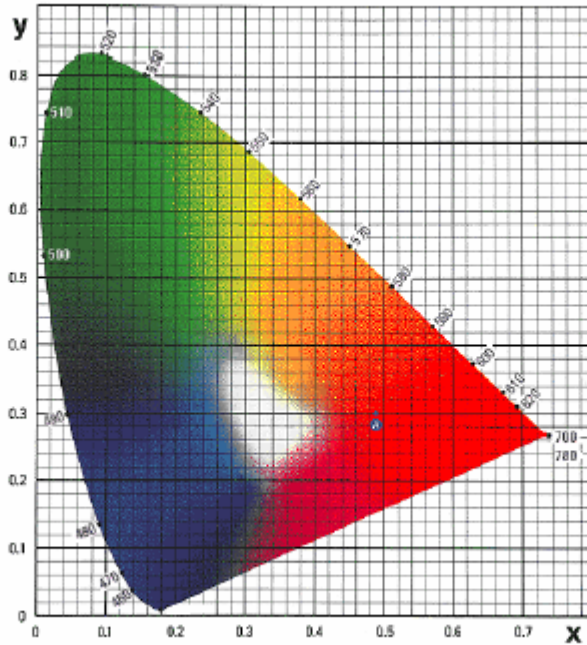
Diff No.

3.7x5.2 mm

Oval

Type : LED Lamps

◆ TYPICAL ELECTRICAL-OPTICAL CHARACTERISTICS CURVES



RELATIVE INTENSITY VS. WAVELENGTH(λ_p)

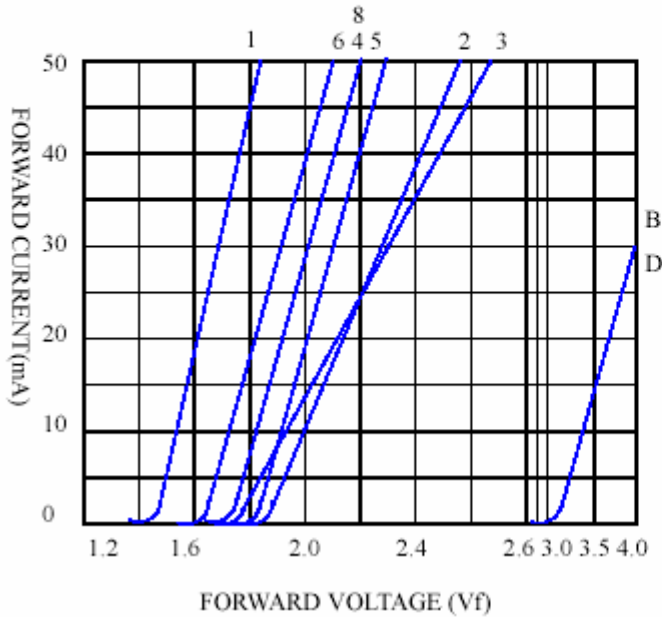
- (1) GaAsP/GaAs 655nm/Red
- (2) GaP 568nm/ Yellow Green
- (3) GaAsP/GaP 585nm/ Yellow
- (4) GaAsP/GaP 635nm/Orange & Hi-Eff Red
- (5) GaP 700nm/Bright Red
- (6) GaAlAs/GaAs 660nm/Super Red
- (8) GaAsP/GaP 610nm/Super Red

- (9)- GaAlAs 880nm
- (10)-GaAs/GaAs&GaAlAs/GaAs 940nm
- (A)- GaN 430nm/Blue
- (B)- InGaN 470nm/Blue
- (C)- InGaN 502nm/Ultra Green
- (D)- InGaN 523nm/Ultra Green

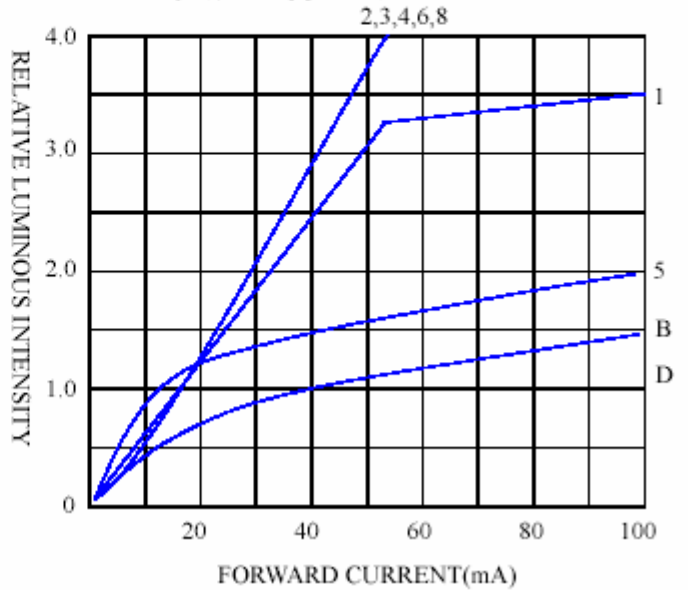
| | | |
|------------|---------------|------------------|
| Part No. | AL-V4K3UY3D-S | Diff No. |
| 3.7x5.2 mm | Oval | Type : LED Lamps |

◆ CHARACTERISTICS DIAGRAMS

FORWARD CURRENT VS. FORWARD VOLTAGE



RELATIVE LUMINOUS INTENSITY VS. FORWARD CURRENT



FORWARD CURRENT VS. AMBIENT TEMPERATURE

