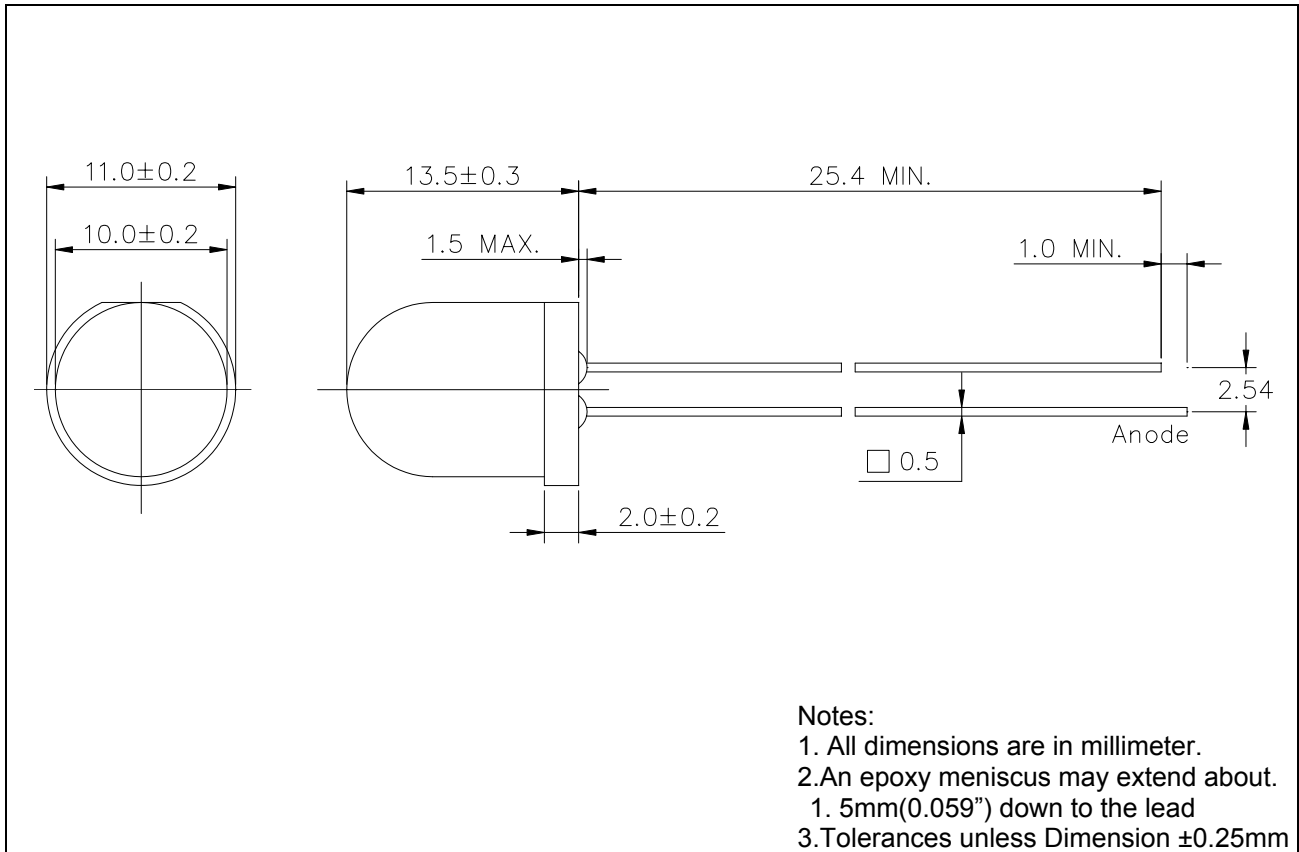


Part No.  
10 mm

**AL-103B4C**  
Round

Diff No.  
Type : LED Lamps

Package Dimension :



■ Features :

- Choice of various viewing angles.
- Available on Tape and Reel.
- Reliable and robust.

■ Descriptions :

- The series is specially designed for application requiring higher brightness.
- The LED lamps are available with different color, intensities, epoxy colors etc.

■ Applications :

- TV set
- Monitor
- Telephone

Part No.

**AL-103B4C**

Diff No.

10 mm

Round

Type : LED Lamps

PART NO.	Chip		Lens Color
	Material	Emitted Color	
AL-103B4C	InGaN	Blue	Water Clear

■ Absolute Maximum Ratings at Ta=25°C

Parameter	Symbol	Rating	Unit
Forward Current	I <sub>F</sub>	30	mA
Operating Temperature	T <sub>opr</sub>	-40 to +85	°C
Storage Temperature	T <sub>stg</sub>	-40 to +85	°C
Soldering Temperature	T <sub>sol</sub>	260 ±5	°C
Power Dissipation	P <sub>D</sub>	120	mW
Peak Forward Current (Duty 1/10@1KHz)	I <sub>F</sub> (Peak)	100	mA
Reverse Voltage	V <sub>R</sub>	5	V

■ Electronic Optical Characteristics :

Parameter	Symbol	Min.	Typ.	Max.	Unit	Condition
Luminous Intensity	I <sub>v</sub>	1500	3000	/	mcd	I <sub>F</sub> =20mA
Viewing Angle	2θ <sub>1/2</sub>	/	30	/	deg	I <sub>F</sub> =20mA
Peak Wavelength	λ <sub>p</sub>	/	475	/	nm	I <sub>F</sub> =20mA
Dominant Wavelength	λ <sub>d</sub>	/	470	/	nm	I <sub>F</sub> =20mA
Spectrum Radiation Bandwidth	Δλ	/	30	/	nm	I <sub>F</sub> =20mA
Forward Voltage	V <sub>F</sub>	/	3.2	3.5	V	I <sub>F</sub> =20mA
Reverse Current	I <sub>R</sub>	/	/	50	μA	V <sub>R</sub> =5V

Part No.  
10 mm**AL-103B4C**  
RoundDiff No.  
Type : LED Lamps

## ■ Reliability test items and conditions :

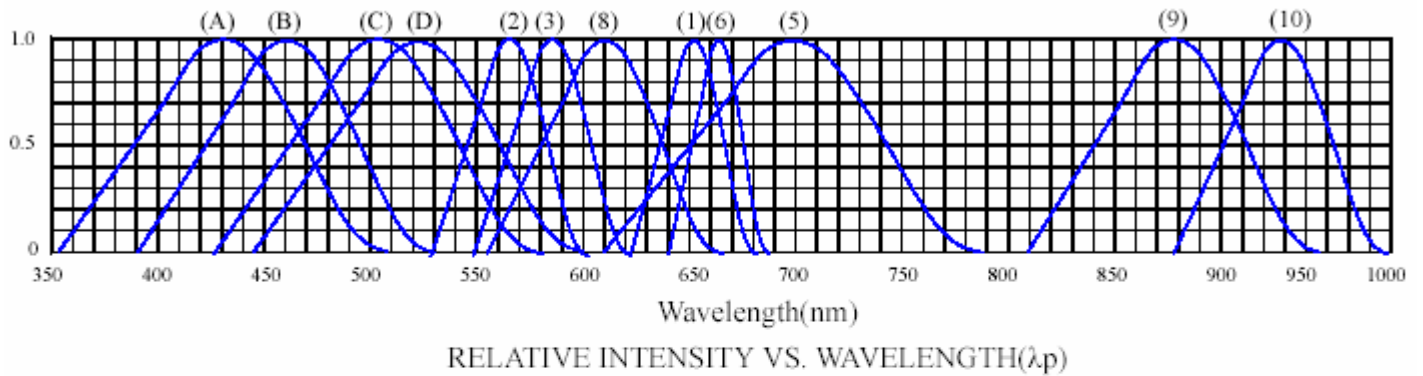
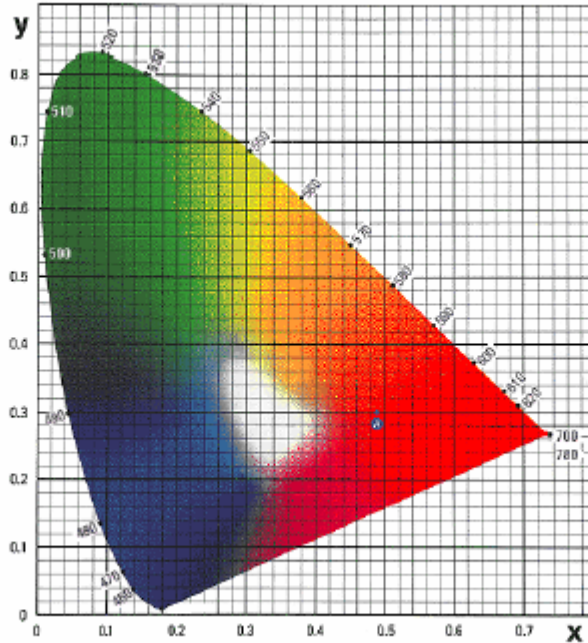
NO	Item	Test Conditions	Test Hours/Cycle	Sample Size	Ac/Re
1	Solder Heat	TEMP : 260°C ± 5°C	5 SEC	76 PCS	0/1
2	Temperature Cycle	H : +85°C 30min ┆ 5min L : -55°C 30min	50 CYCLES	76 PCS	0/1
3	Thermal Shock	H : +100°C 5min ┆ 10set L : -10°C 5min	50 CYCLES	76 PCS	0/1
4	High Temperature Storage	TEMP : 100°C	1000 HRS	76 PCS	0/1
5	Low Temperature Storage	TEMP : -55°C	1000 HRS	76 PCS	0/1
6	DC Operating Life	TEMP : 25°C I <sub>F</sub> =20mA	1000 HRS	76 PCS	0/1
7	High Temperature / High Humidity	85°C / 85%RH	1000 HRS	76 PCS	0/1

Part No.  
10 mm

**AL-103B4C**  
Round

Diff No.  
Type : LED Lamps

◆ TYPICAL ELECTRICAL-OPTICAL CHARACTERISTICS CURVES



- |   |                                  |
|---|----------------------------------|
| (1) GaAsP/GaAs 655nm/Red                | (9)- GaAlAs 880nm                |
| (2) GaP 568nm/ Yellow Green             | (10)-GaAs/GaAs&GaAlAs/GaAs 940nm |
| (3) GaAsP/GaP 585nm/Yellow              | (A)- GaN 430nm/Blue              |
| (4) GaAsP/GaP 635nm/Orange & Hi-Eff Red | (B)- InGaN 470nm/Blue            |
| (5) GaP 700nm/Bright Red                | (C)- InGaN 502nm/Ultra Green     |
| (6) GaAlAs/GaAs 660nm/Super Red         | (D)- InGaN 523nm/Ultra Green     |
| (8) GaAsP/GaP 610nm/Super Red           |                                  |

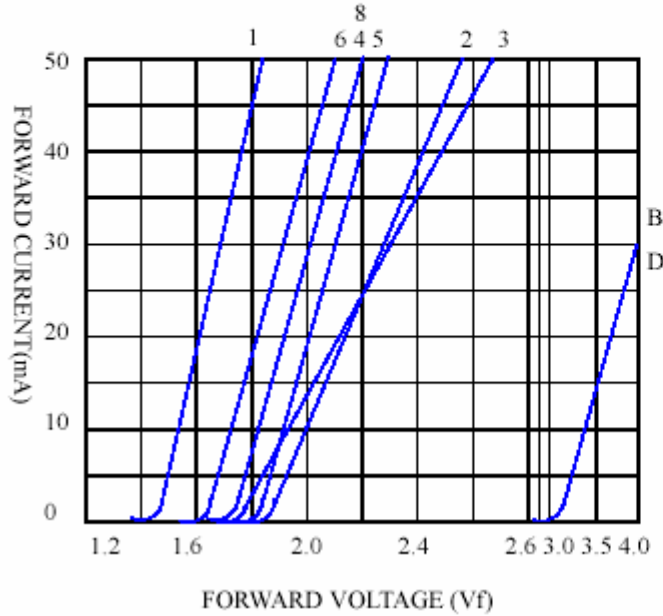
Part No.  
10 mm

**AL-103B4C**  
Round

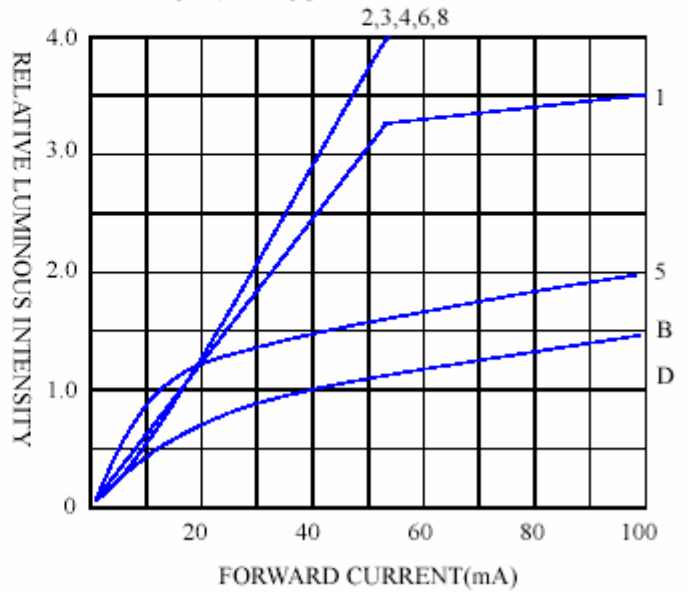
Diff No.  
Type : LED Lamps

◆ CHARACTERISTICS DIAGRAMS

FORWARD CURRENT VS. FORWARD VOLTAGE



RELATIVE LUMINOUS INTENSITY VS. FORWARD CURRENT



FORWARD CURRENT VS. AMBIENT TEMPERATURE

