

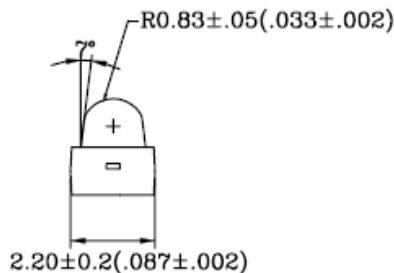
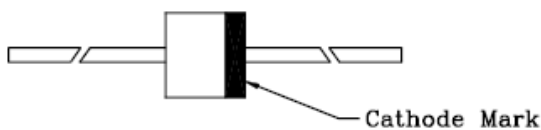
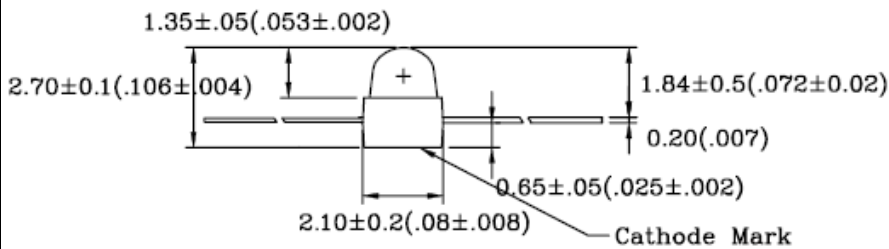
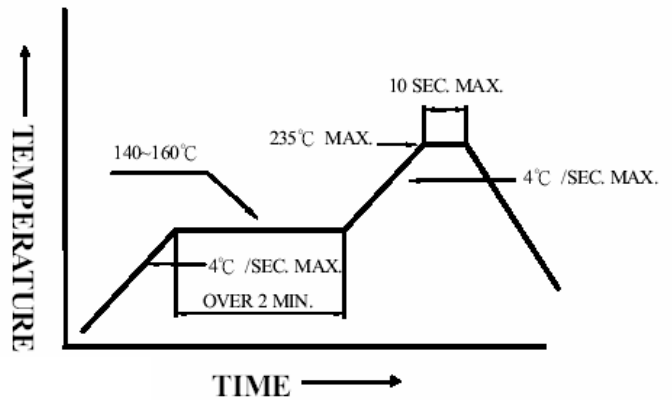
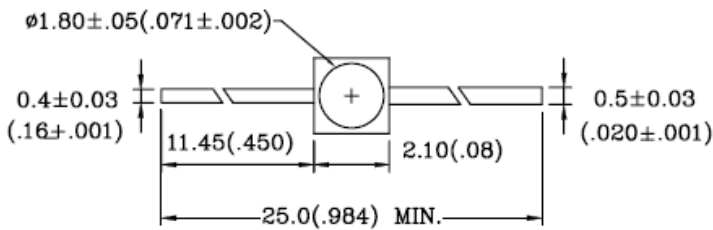
AXIAL LED LAMPS

Yellow Green Axial LED Lamps

Part Number: AL-XG0361

Package outlines & Re-flow Profile

■Reflow Temp/Time



■Soldering iron

Basic spec is ≤ 5 sec when 260°C . If temperature is higher, time should be shorter ($+10^{\circ}\text{C} \rightarrow -1$ sec). Power dissipation of iron should be smaller than 15W, and temperatures should be controllable. Surface temperature of the device should be under 230°C .

ITEM	MATERIALS
Resin (mold)	Epoxy
Lens color	Water Clear
Printed circuit board	BT
Dice	GaP/GaP
Emitted color	Yellow Green

NOTES:

- All dimensions are in millimeters (inches);
- Tolerances are ± 0.1 mm (0.004inch) unless otherwise noted.

AXIAL LED LAMPS**Part Number: AL-XG0361****ELECTRO-OPTICAL CHARACTERISTICS****(T_A=25°C)**

Parameter	Test Condition	Symbol	Value	Unit
Viewing angle at 50% I _v	I _F =10mA	2 θ 1/2	35	Deg
Forward voltage (Typ.)	I _F =20mA	V _F	2.10	V
(Max.)			2.60	
Luminous intensity (Min.)	I _F =20mA	I _v	18.5	mcd
(Typ.)			45.0	
Wavelength	I _F =20mA	λ _p	571	nm
		λ _d	571±5	
Spectral Line Half-Width	I _F =20mA	△λ	30	nm
Peak pulsing current (1/10 duty f=1kHz)		I _{FP}	100	mA

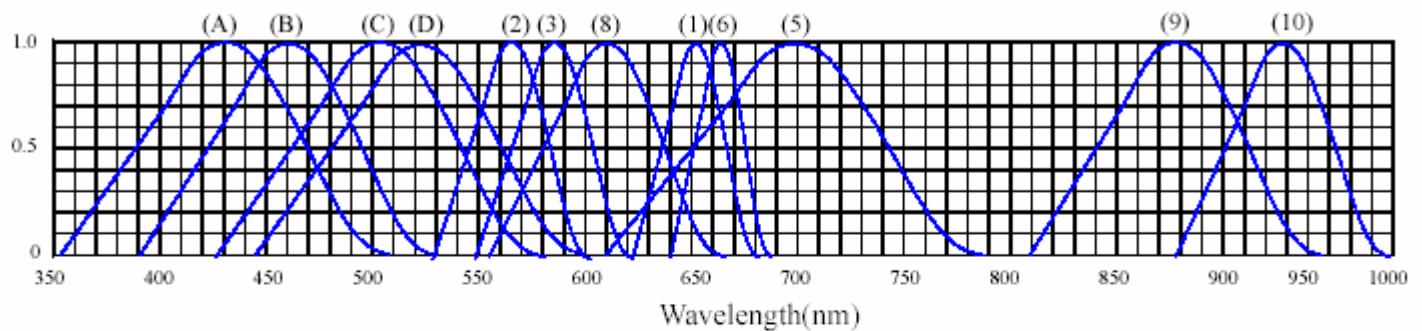
Absolute maximum ratings**(T_A=25°C)**

Parameter	Symbol	Value	Unit
Forward current	I _F	30	mA
Reverse voltage	V _R	5	V
Reverse current	I _R	100	μA
Power Dissipation	P _D	120	mW
Operating temperature range	Top	-25 ~+80	°C
Storage temperature range	Tstg	-30 ~+85	°C
Lead soldering temperature	260°C For 5 Seconds		

AXIAL LED LAMPS**Part Number: AL-XG0361****Test items and results of reliability**

Classification	Test Item	Reference Standard	Test Conditions	Result
Endurance Test	Operation Life	MIL-STD-750:1026 MIL-STD-883:1005 JIS C 7021 :B-1	Connect with a power If=20mA Ta=Under room temperature Test time=1,000hrs	0/20
	High Temperature High Humidity Storage	MIL-STD-202:103B JIS C 7021 :B-11	Ta=+65°C±5°C RH=90%-95% Test time=240hrs	0/20
	High Temperature Storage	MIL-STD-883:1008 JIS C 7021 :B-10	High Ta=+85°C±5°C Test time=1,000hrs	0/20
	Low Temperature Storage	JIS-C-7021 :B-12	Low Ta=-35°C±5°C Test time=1,000hrs	0/20
Environmental Test	Temperature Cycling	MIL-STD-202:107D MIL-STD-750:1051 MIL-STD-883:1010 JIS C 7021 :A-4	-35°C ~ +25°C ~ +85°C ~ +25°C 60min 20min 60min 20min Test Time=5cycle	0/20
	Thermal Shock	MIL-STD-202:107D MIL-STD-750:1051 MIL-STD-883:1011	-35°C±5°C ~+85°C±5°C 20min 20min Test Time=10cycle	0/20
	Solder Resistance	MIL-STD-202:201A MIL-STD-750:2031 JIS C 7021 :A-1	Preheating : 140°C -160°C ,within 2 minutes. Operation heating : 235°C(Max.), within 10seconds. (Max.)	0/20

* Refer to reliability test standard specification for in this line.

AXIAL LED LAMPS**Part Number: AL-XG0361****Typical Optical-Electrical Characteristic Curves**◆ **TYPICAL ELECTRICAL-OPTICAL CHARACTERISTICS CURVES**RELATIVE INTENSITY VS. WAVELENGTH(λ_p)

- | | |
|---|----------------------------------|
| (1) GaAsP/GaAs 655nm/Red | (9)- GaAlAs 880nm |
| (2) GaP 568nm/ Yellow Green | (10)-GaAs/GaAs&GaAlAs/GaAs 940nm |
| (3) GaAsP/GaP 585nm/Yellow | (A)- GaN 430nm/Blue |
| (4) GaAsP/GaP 635nm/Orange & Hi-Eff Red | (B)- InGaN 470nm/Blue |
| (5) GaP 700nm/Bright Red | (C)- InGaN 502nm/Ultra Green |
| (6) GaAlAs/GaAs 660nm/Super Red | (D)- InGaN 523nm/Ultra Green |
| (8) GaAsP/GaP 610nm/Super Red | |

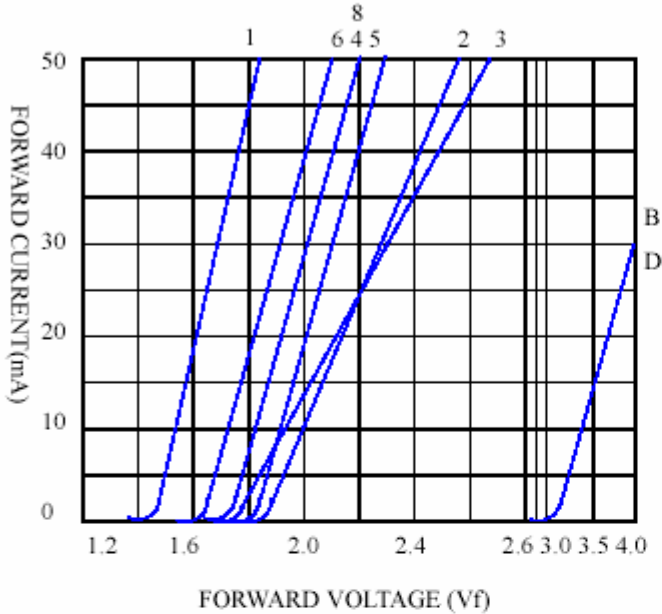
AXIAL LED LAMPS

Part Number: AL-XG0361

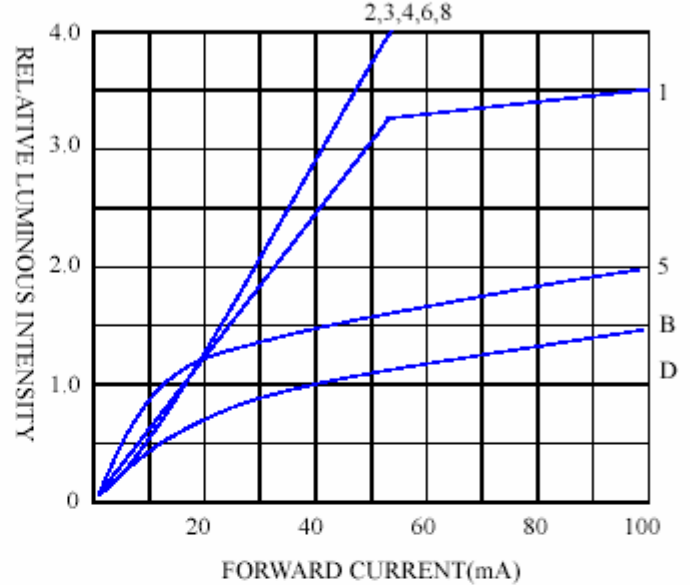
Typical Optical-Electrical Characteristic Curves

◆ **CHARACTERISTICS DIAGRAMS**

FORWARD CURRENT VS. FORWARD VOLTAGE



RELATIVE LUMINOUS INTENSITY VS. FORWARD CURRENT



FORWARD CURRENT VS. AMBIENT TEMPERATURE

