

Part No. **AL-513RGBC-A-004**

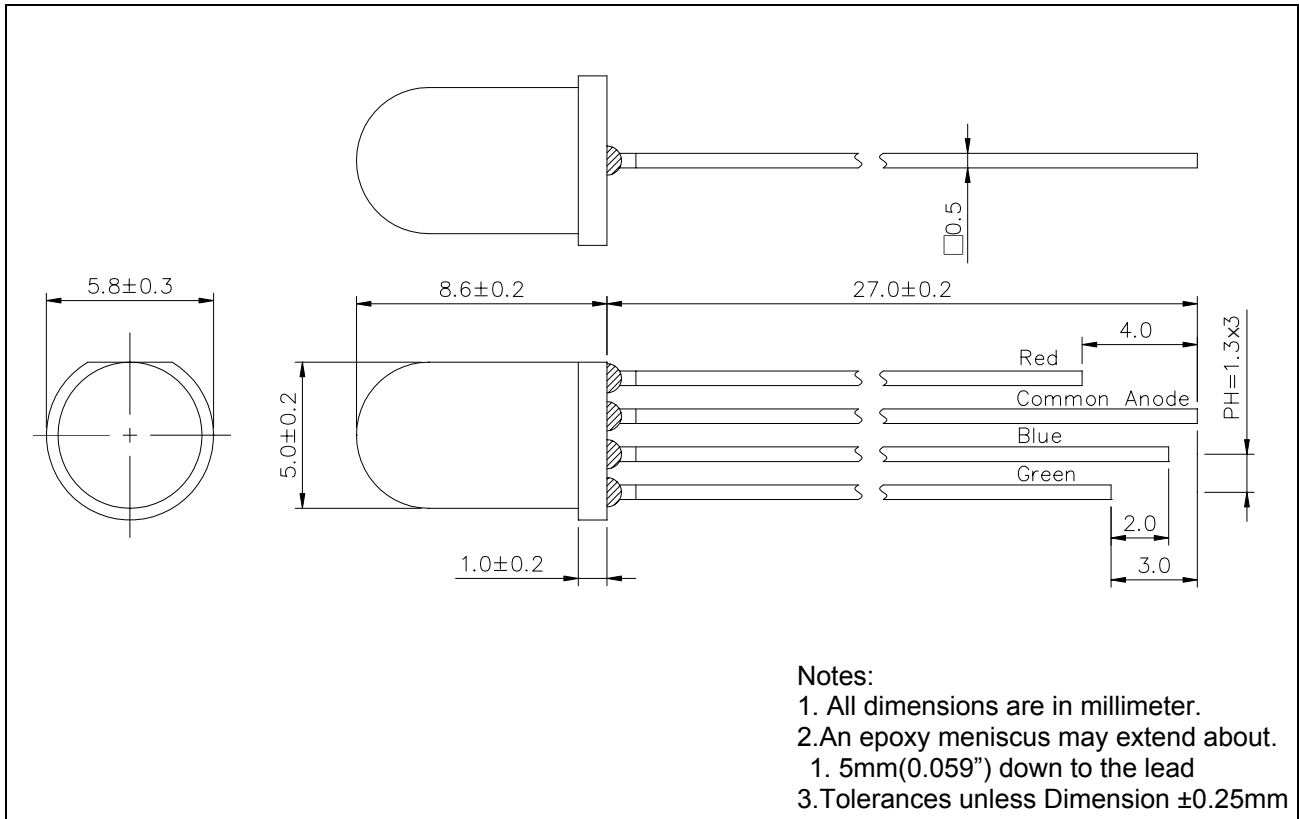
Diff No. 004

5 mm

Round

Type : LED Lamps

Package Dimension :



■ Features :

- Choice of various viewing angles.
- Available on Tape and Reel.
- Reliable and robust.

■ Descriptions :

- The series is specially designed for application requiring higher brightness.
- The LED lamps are available with different colors, intensity, epoxy colors etc.

■ Applications :

- TV set
- Monitor
- Telephone

Part No. **AL-513RGBC-A-004**

Diff No. 004

5 mm

Round

Type : LED Lamps

PART NO.	Chip		Lens Color
	Material	Emitted Color	
AL-513RGBC-A-004	AlGaInP	U/B Red	Water Clear
	InGaN	U/B Green	
	InGaN	Blue	

■ Absolute Maximum Ratings at Ta=25°C

Parameter	Symbol	Rating	Unit
Reverse Current	$V_R$	100	$\mu A$
Peak Current	$I_F$ (Peak)	100	mA
Operating Temperature	$T_{opr}$	-25 to +80	°C
Storage Temperature	$T_{stg}$	-30 to 100	°C
Soldering Temperature	$T_{sol}$	260 ± 5	°C

■ Electronic Optical Characteristics :

Parameter	Symbol	Min.	Typ.	Max.	Unit	Condition	
Luminous Intensity	$I_V$	R	192	250	/	mcd	$I_F=20mA$
		G	215	280	/		
		B	115	150	/		
Viewing Angle	201/2	R	/	25	/	deg	$I_F=20mA$
		G	/	21	/		
		B	/	21	/		
Peak Wavelength	$\lambda_p$	R	/	630	/	nm	$I_F=20mA$
		G	/	525	/		
		B	/	475	/		
Dominant Wavelength	$\lambda_d$	R	/	625	/	nm	$I_F=20mA$
		G	/	520	/		
		B	/	470	/		
Forward Voltage	$V_F$	R	/	2.1	2.4	V	$I_F=20mA$
		G	/	3.5	4.5		
		B	/	3.5	4.5		

Part No. **AL-513RGBC-A-004**

Diff No. 004

5 mm

Round

Type : LED Lamps

## ■ Reliability test items and conditions :

NO	Item	Test Conditions	Test Hours/Cycle	Sample Size	Ac/Re
1	Solder Heat	TEMP : 260°C ± 5°C	5 SEC	76 PCS	0/1
2	Temperature Cycle	H : +85°C 30min ┆ 5min L : -55°C 30min	50 CYCLES	76 PCS	0/1
3	Thermal Shock	H : +100°C 5min ┆ 10set L : -10°C 5min	50 CYCLES	76 PCS	0/1
4	High Temperature Storage	TEMP : 100°C	1000 HRS	76 PCS	0/1
5	Low Temperature Storage	TEMP : -55°C	1000 HRS	76 PCS	0/1
6	DC Operating Life	TEMP : 25°C I <sub>F</sub> =20mA	1000 HRS	76 PCS	0/1
7	High Temperature / High Humidity	85°C / 85%RH	1000 HRS	76 PCS	0/1

Part No. **AL-513RGBC-A-004**

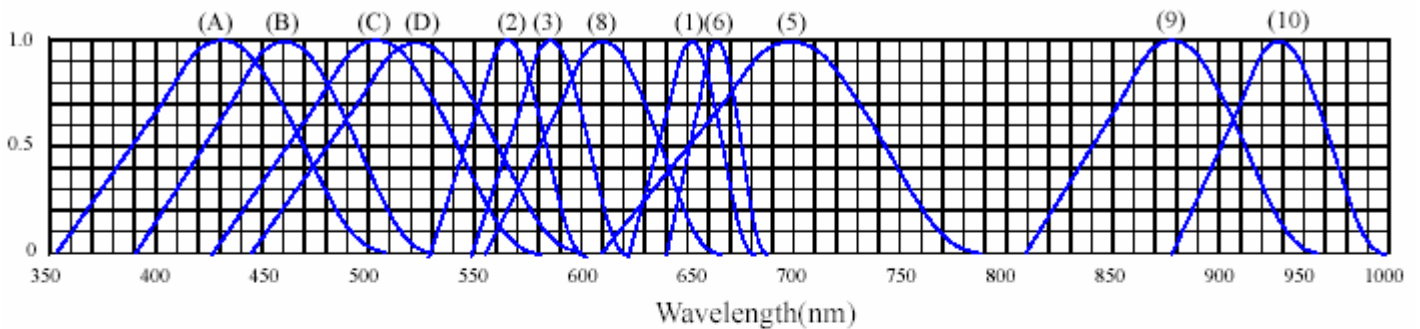
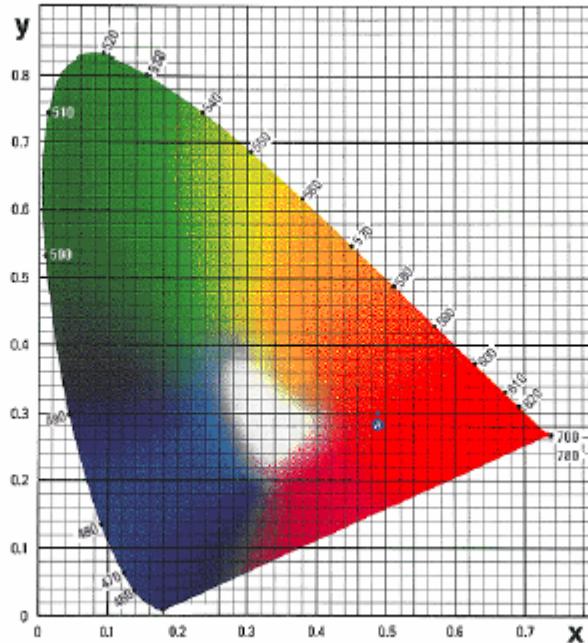
Diff No. 004

5 mm

Round

Type : LED Lamps

◆ TYPICAL ELECTRICAL-OPTICAL CHARACTERISTICS CURVES



RELATIVE INTENSITY VS. WAVELENGTH( $\lambda_p$ )

- (1) GaAsP/GaAs 655nm/Red
- (2) GaP 568nm/ Yellow Green
- (3) GaAsP/GaP 585nm/Yellow
- (4) GaAsP/GaP 635nm/Orange & Hi-Eff Red
- (5) GaP 700nm/Bright Red
- (6) GaAlAs/GaAs 660nm/Super Red
- (8) GaAsP/GaP 610nm/Super Red

- (9)- GaAlAs 880nm
- (10)-GaAs/GaAs&GaAlAs/GaAs 940nm
- (A)- GaN 430nm/Blue
- (B)- InGaN 470nm/Blue
- (C)- InGaN 502nm/Ultra Green
- (D)- InGaN 523nm/Ultra Green

Part No. **AL-513RGB-C-A-004**

Diff No. 004

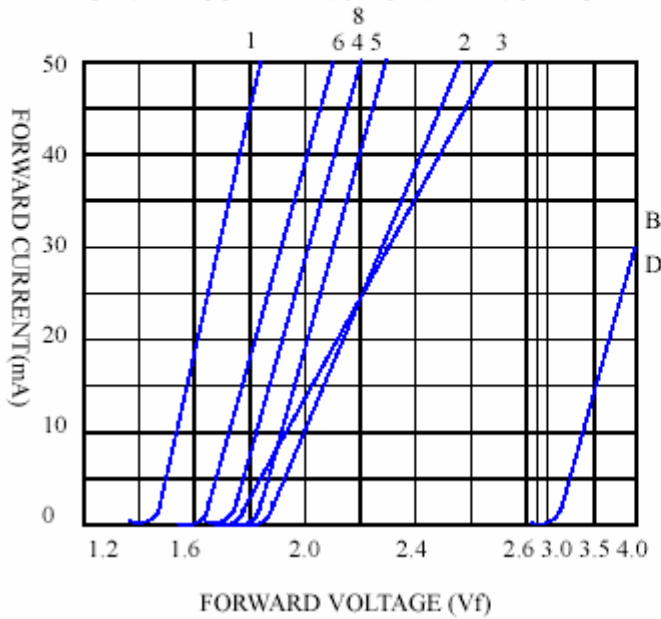
5 mm

Round

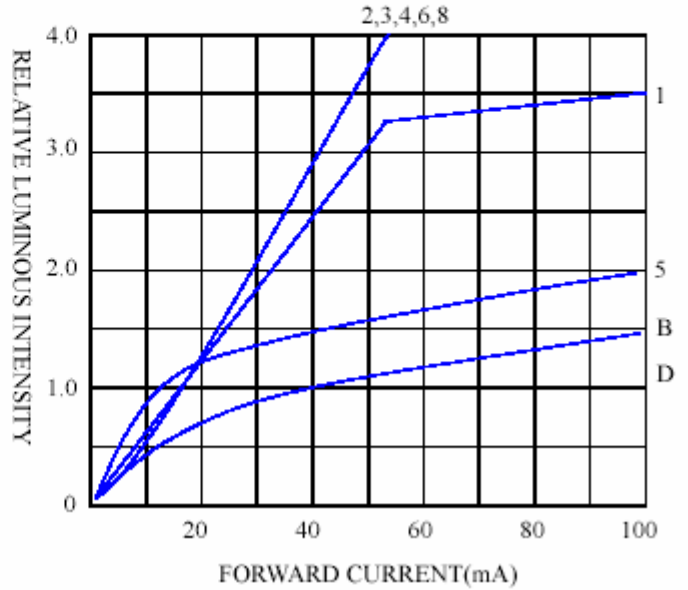
Type : LED Lamps

◆ CHARACTERISTICS DIAGRAMS

FORWARD CURRENT VS. FORWARD VOLTAGE



RELATIVE LUMINOUS INTENSITY VS. FORWARD CURRENT



FORWARD CURRENT VS. AMBIENT TEMPERATURE

