

Part No. AA-3A4/4G/KLH340

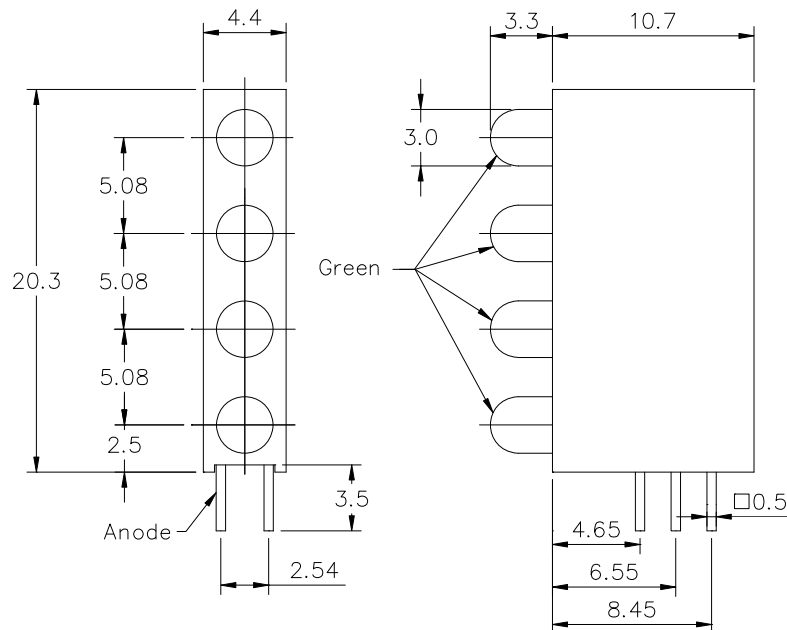
Diff No. 004

3 mm

LED Assembly

Type : KLH340

Package Dimension :



Notes:

1. All dimensions are in millimeter.
2. An epoxy meniscus may extend about.
 1. 5mm(0.059") down to the lead
3. Tolerances unless dimension $\pm 0.25\text{mm}$

■ Features :

- Choice of various viewing angles.
- Available on Tape and Reel.
- Reliable and robust.

■ Descriptions :

- The series is specially designed for application requiring higher brightness.
- The LED lamps are available with different colors, intensity, epoxy colors etc.

■ Applications :

- TV set
- Monitor
- Telephone

Part No. AA-3A4/4G/KLH340

Diff No. 004

3 mm

LED Assembly

Type : KLH340

PART NO.	Chip		Lens Color
	Material	Emitted Color	
AA-3A4/4G/KLH340	GaP/GaP	Green	Green Diffused

■ Absolute Maximum Ratings at Ta=25°C

Parameter	Symbol	Rating	Unit
Forward Current	I _F	20	mA
Operating Temperature	T _{opr}	-40 to +85	°C
Storage Temperature	T _{stg}	-40 to +100	°C
Soldering Temperature	T _{sol}	260 ± 5	°C
Electrostatic Discharge	ESD	1000	V
Power Dissipation	P _D	100	mW
Peak Forward Current (Duty 1/10@1KHz)	I _F (Peak)	160	mA
Reverse Voltage	V _R	5	V

■ Electronic Optical Characteristics :

Parameter	Symbol	Min.	Typ.	Max.	Unit	Condition
Luminous Intensity	I _v	/	30	/	mcd	I _F =20mA
Viewing Angle	2θ _{1/2}	/	45	/	deg	I _F =20mA
Peak Wavelength	λ _p	/	575	/	nm	I _F =20mA
Dominant Wavelength	λ _d	/	570	/	nm	I _F =20mA
Spectrum Radiation Bandwidth	Δλ	/	30	/	nm	I _F =20mA
Forward Voltage	V _F	/	2.0	2.6	V	I _F =20mA

Part No. AA-3A4/4G/KLH340

Diff No. 004

3 mm

LED Assembly

Type : KLH340

■ Reliability test items and conditions :

NO	Item	Test Conditions	Test Hours/Cycle	Sample Size	Ac/Re
1	Solder Heat	TEMP : 260°C ±5°C	5 SEC	76 PCS	0/1
2	Temperature Cycle	H : +85°C 30min ┆ 5min L : -55°C 30min	50 CYCLES	76 PCS	0/1
3	Thermal Shock	H : +100°C 5min ┆ 10set L : -10°C 5min	50 CYCLES	76 PCS	0/1
4	High Temperature Storage	TEMP : 100°C	1000 HRS	76 PCS	0/1
5	Low Temperature Storage	TEMP : -55°C	1000 HRS	76 PCS	0/1
6	DC Operating Life	TEMP : 25°C I _F =20mA	1000 HRS	76 PCS	0/1
7	High Temperature / High Humidity	85°C / 85%RH	1000 HRS	76 PCS	0/1

Part No. **AA-3A4/4G/KLH340**

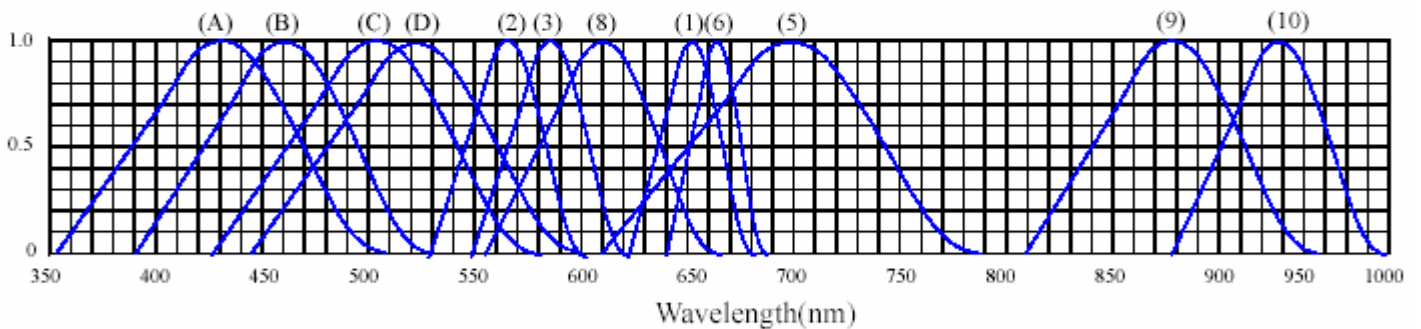
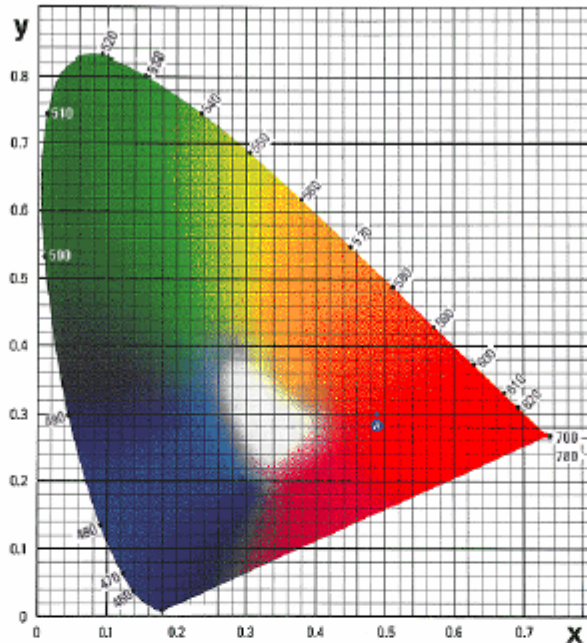
Diff No. 004

3 mm

LED Assembly

Type : KLH340

◆ **TYPICAL ELECTRICAL-OPTICAL CHARACTERISTICS CURVES**



RELATIVE INTENSITY VS. WAVELENGTH(λ_p)

- | | |
|---|----------------------------------|
| (1) GaAsP/GaAs 655nm/Red | (9)- GaAlAs 880nm |
| (2) GaP 568nm/ Yellow Green | (10)-GaAs/GaAs&GaAlAs/GaAs 940nm |
| (3) GaAsP/GaP 585nm/Yellow | (A)- GaN 430nm/Blue |
| (4) GaAsP/GaP 635nm/Orange & Hi-Eff Red | (B)- InGaN 470nm/Blue |
| (5) GaP 700nm/Bright Red | (C)- InGaN 502nm/Ultra Green |
| (6) GaAlAs/GaAs 660nm/Super Red | (D)- InGaN 523nm/Ultra Green |
| (8) GaAsP/GaP 610nm/Super Red | |

Part No. AA-3A4/4G/KLH340

Diff No. 004

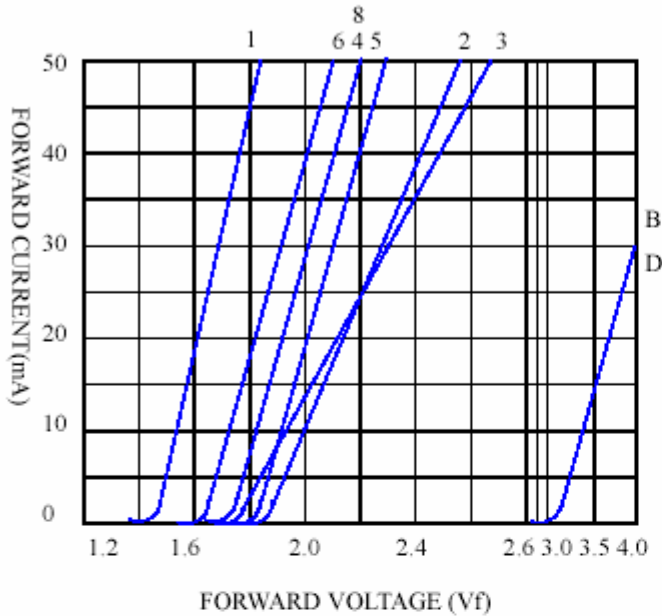
3 mm

LED Assembly

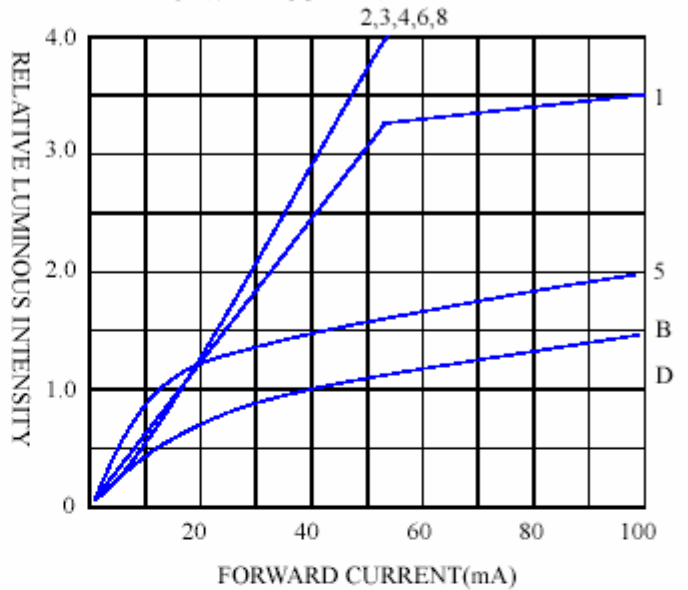
Type : KLH340

◆ CHARACTERISTICS DIAGRAMS

FORWARD CURRENT VS. FORWARD VOLTAGE



RELATIVE LUMINOUS INTENSITY VS. FORWARD CURRENT



FORWARD CURRENT VS. AMBIENT TEMPERATURE

